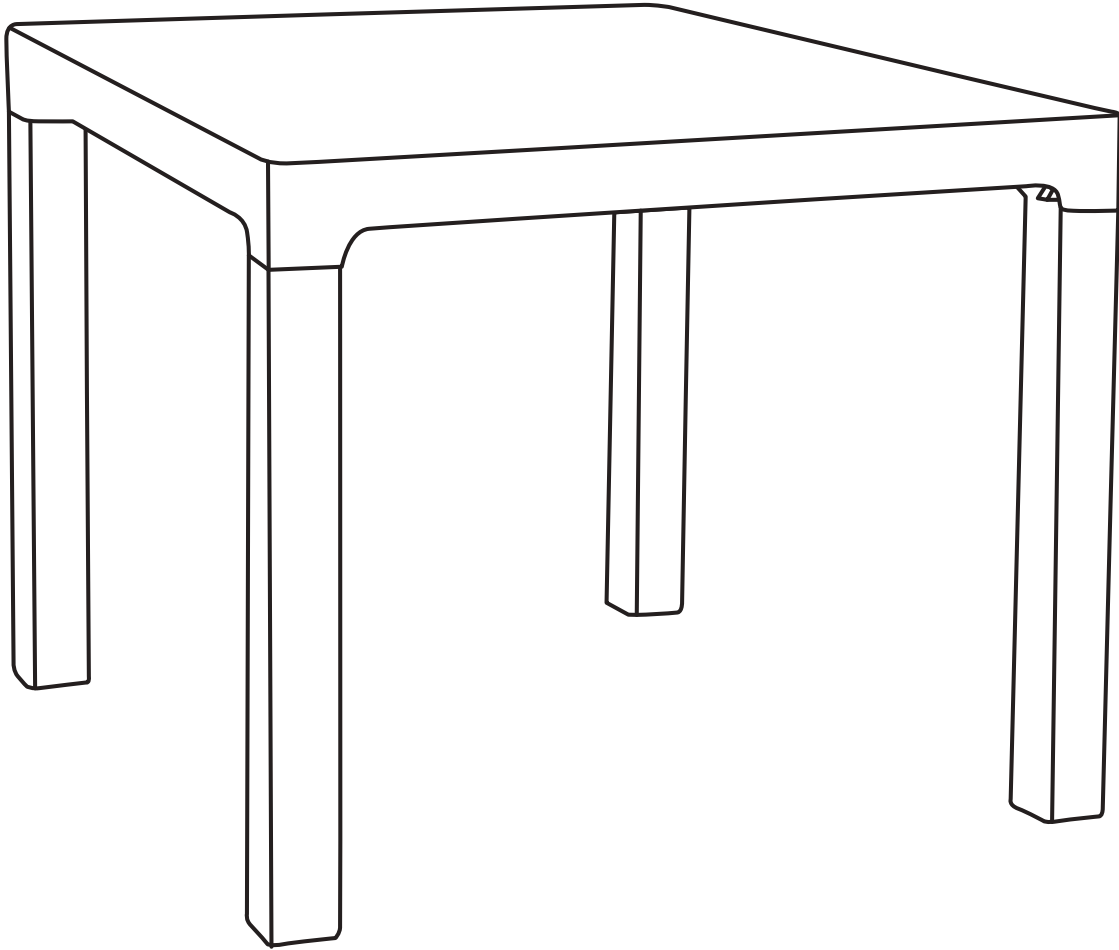
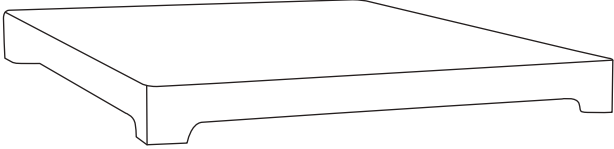



## ARIZONA 90x90 TABLE

Assemble components on a soft, clean surface to avoid damaging the surfaces.



Inspect packaging to ensure all parts are accounted for before disposing of packing materials.

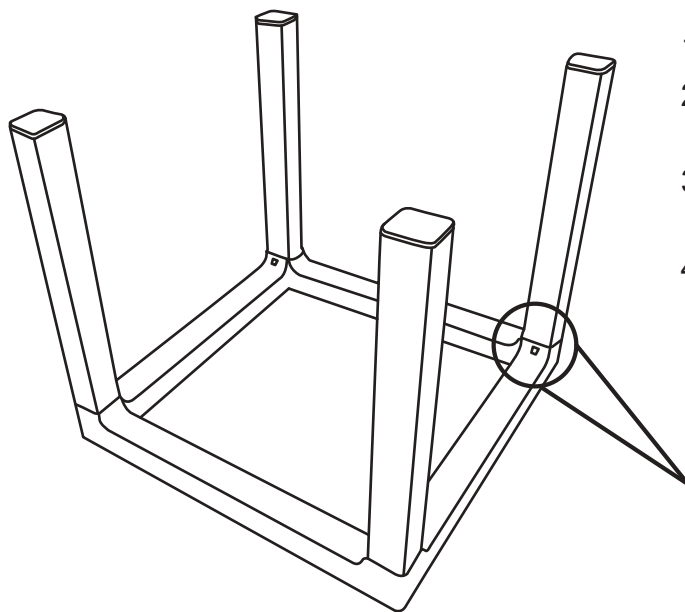
No.	PARTS	QTY.
A	 Tabletop	1
B	 Leg	4

### ! HELPFUL HINT

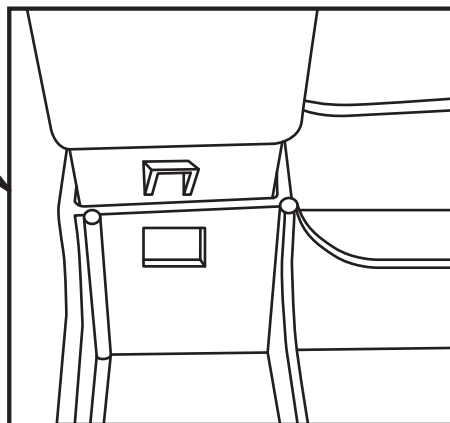
Rainbow Outdoor advises reading this manual fully, and assembling the table soon after purchase. Check that all parts are accounted for and familiarize yourself with the assembly before beginning.

Save this manual for future reference.

# ASSEMBLY



1. Lay the tabletop face down on a soft, clean surface.
2. Ensure the tab on each leg aligns with the opening on the corners of the tabletop.
3. Firmly push the leg into the corner of the tabletop until the tab on the leg clicks in place.
4. After all legs have been secured, flip the table upright.



## Care & Maintenance

**SAFE USE:** Never sit or stand on the table.

**COVER:** When not in use, cover the table with a breathable cover to help protect it from dust build-up, collecting debris, and the effects of long-term sun exposure.

**WINTER CARE & STORAGE:** Protect this item from inclement weather, especially high winds, hail, ice and snow. Move the table to a cool, dry indoor location. Cover the table while in storage to help prevent dust build-up.

## Cleaning

*Do not use harsh chemicals or abrasive materials to clean the table.*

 DO NOT USE BLEACH

 DO NOT USE A PRESSURE WASHER

Remove loose dust and debris with a soft, dry cloth.

Mix mild soap with warm water and wash the table using a soft cloth. Thoroughly rinse soap residue off the table.

Dry with a soft, lint-free cloth to prevent water spots.

Any modification to the product or failure to follow recommended care will void the product warranty.

## WARNING!

Manufacturer and seller expressly disclaim any and all liability from personal injury, property damage or loss, whether direct or indirect, or incidental, resulting from the incorrect attachment, improper use, inadequate maintenance, or neglect of this product.